

Distance formula: _____ Midpoint formula: _____

P 24

3.	4.
5.	6.
7.	8.
9.	10.

Find the midpoint M.

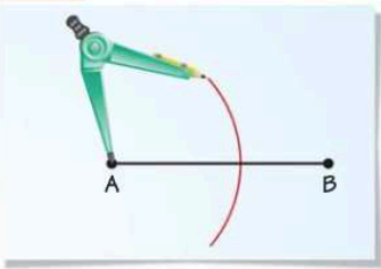
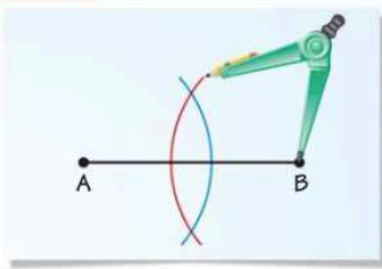
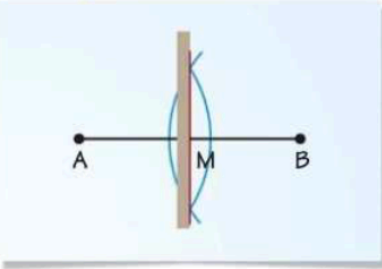
15.	16.
17.	18.

Find the distance between the two endpoints. Write your answer in reduced radical form (exact) and rounded to the nearest tenth. (approximate form)



24.	26.
28.	30.

36.	37a.
-----	------

Use the following steps to construct a bisector of \overline{AB} and to find the midpoint M of \overline{AB} .

STEP 1	STEP 2	STEP 3
		
Draw an arc Place the compass at A . Use a compass setting that is greater than half the length of \overline{AB} . Draw an arc.	Draw a second arc Keep the same compass setting. Place the compass at B . Draw an arc. It should intersect the other arc at two points.	Bisect segment Draw a segment through the two points of intersection. This segment bisects \overline{AB} at M , the midpoint of \overline{AB} .

Construct a copy of each segment with a compass and a protractor. Then, bisect segment $\overline{A'B'}$.

<p>1.</p> 	<p>2.</p> 
---	---

p. 26 Area of a Δ : _____ Area of a \square : _____

46.	47.
48.	49.

P 28. Review 1.1-1.3

1.	2.	3.	4.
5.	6.	7.	8.